

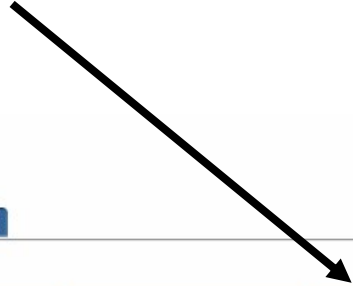
1. Go to www.GovernmentJobs.com
2. Click the **Career Seekers** tab



The screenshot shows the GovernmentJobs.com website. At the top, there is a navigation menu with tabs: Home, Job Search, Career Seekers, About Us, Post a Job, and Employer Login. The 'Career Seekers' tab is highlighted. Below the navigation menu is a 'Quick Job Search' section with a search form. The form includes a 'Keyword' input field, a 'Job Category' dropdown menu set to '(All)', and a 'Job Location' dropdown menu set to '(All)'. A blue 'Search' button is located below the form. To the left of the search form is a photograph of three people in a professional setting. Below the search form is a 'Welcome!' message: 'Welcome! You've arrived at the most comprehensive Web site for finding public sector jobs.' Below the welcome message are two sections: 'Who's Hiring?' and '"Top 5" Featured Jobs'. The 'Who's Hiring?' section features the seal of the Superior Court of California, County of Orange, and a text description: 'Superior Court of California, County of Orange is nationally recognized for innovative approaches and high standards of achievement. We offer a wealth of opportunity for professional development, with a multitude of career options that can provide a rewarding future. Look to us for your next career move.' Below this text is a link: 'See More Featured Employers'. The '"Top 5" Featured Jobs' section lists five job openings: 'RADIO TECHNICIAN I (SR-19) - Oahu, HI', 'CIVIL ENGINEER VI (SR-28) - Oahu, HI', 'CIVIL ENGINEER III (SR-22) - Oahu, HI', 'REGISTERED NURSE - Contra Costa County, CA', and 'RADIO TECHNICIAN I (SR-19) - Oahu, HI'. At the bottom of the page, there are links for 'About GovernmentJobs', 'Privacy Policy', and 'Legal Terms', and a copyright notice: 'Copyright © 2000-2005 GovernmentJobs. All rights reserved. Patent Pending.'

3. Click "OK" when a pop up comes up
4. Log into your account:
 - Use your username and password (Do not share them with anyone).

5. Click the **My Account** hyperlink



GovernmentJobs

[Home](#) [Job Search](#) [About Us](#) [Help](#) [Logout](#)

Welcome, Applicant [Help](#) [Logout](#)

[Main Menu](#) [Search Jobs](#) [Application Status](#) [My Account](#)

[Create Application](#)

Applicant **Created:**

Name	Date Created	Modify
Probation Application	Oct 6, 2004	Edit Delete

Tip: You do **NOT** need to recreate a new application every time you're applying for a position.

[Main Menu](#) | [Search Jobs](#) | [Application Status](#) | [MY Account](#) | [Logout](#)

[About GovernmentJobs](#) [Privacy Policy](#) | [Legal Terms](#)

Copyright © 2000-2005 GovernmentJobs. All rights reserved. Patent Pending.

6. Update your unique email address and/or password

GovernmentJobs

Home Job Search About Us Help Logout

Welcome, Applicant Help Logout

Main Menu Search Jobs Application Status My Account

Account Settings

Email Address
ApplicantEmail@aol.co

Password (not shown for security reasons)
}

Confirm Password
}

Password Hint

By which method would you prefer to be notified about application status, testing dates and examination results?
Email

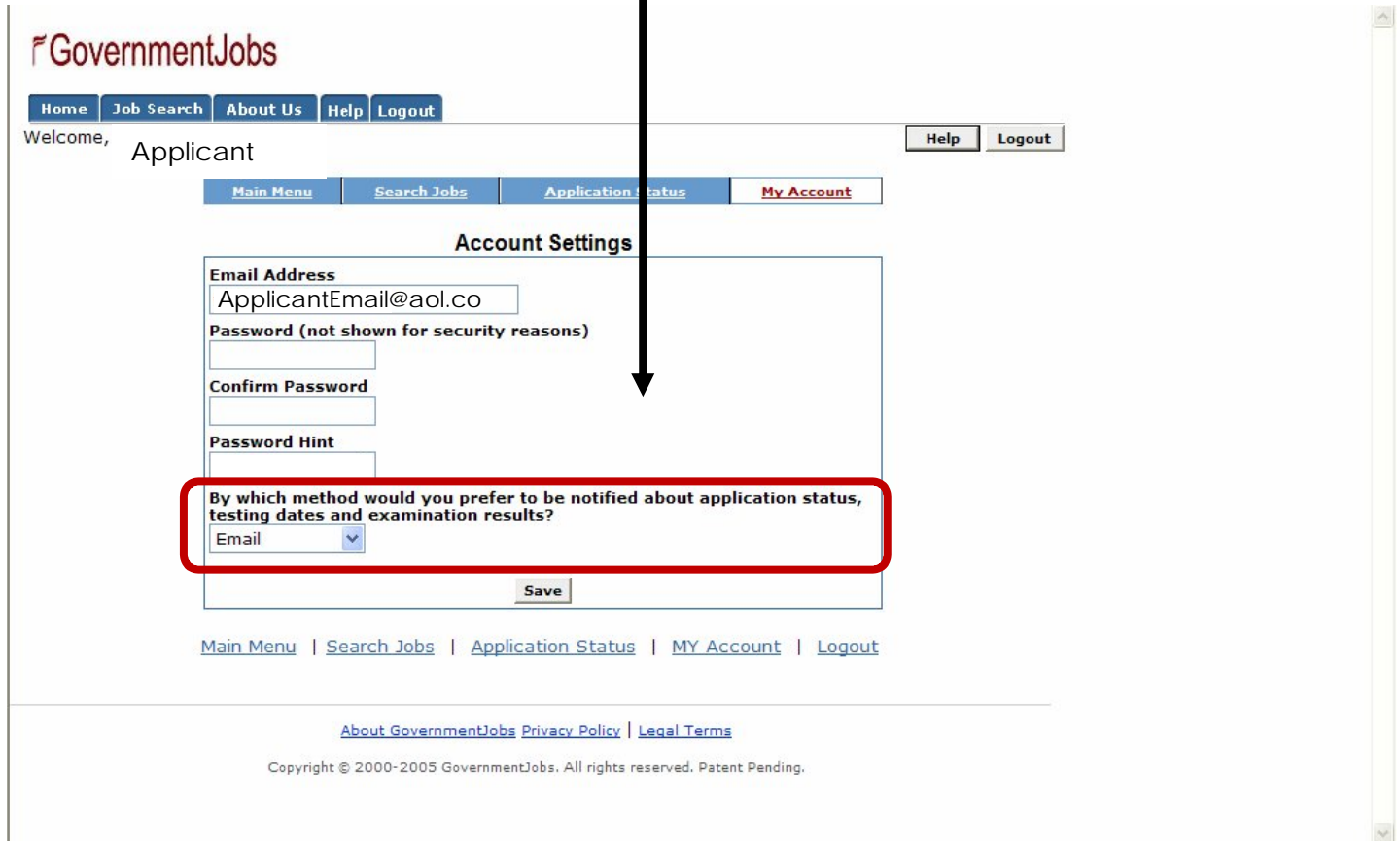
Save

Main Menu | Search Jobs | Application Status | MY Account | Logout

[About GovernmentJobs](#) | [Privacy Policy](#) | [Legal Terms](#)

Copyright © 2000-2005 GovernmentJobs. All rights reserved. Patent Pending.

7. Select preference of **Email/Paper** Notification, using the dropdown menu



GovernmentJobs

Home Job Search About Us Help Logout

Welcome, Applicant Help Logout

Main Menu Search Jobs Application Status **My Account**

Account Settings

Email Address
ApplicantEmail@aol.co

Password (not shown for security reasons)

Confirm Password

Password Hint

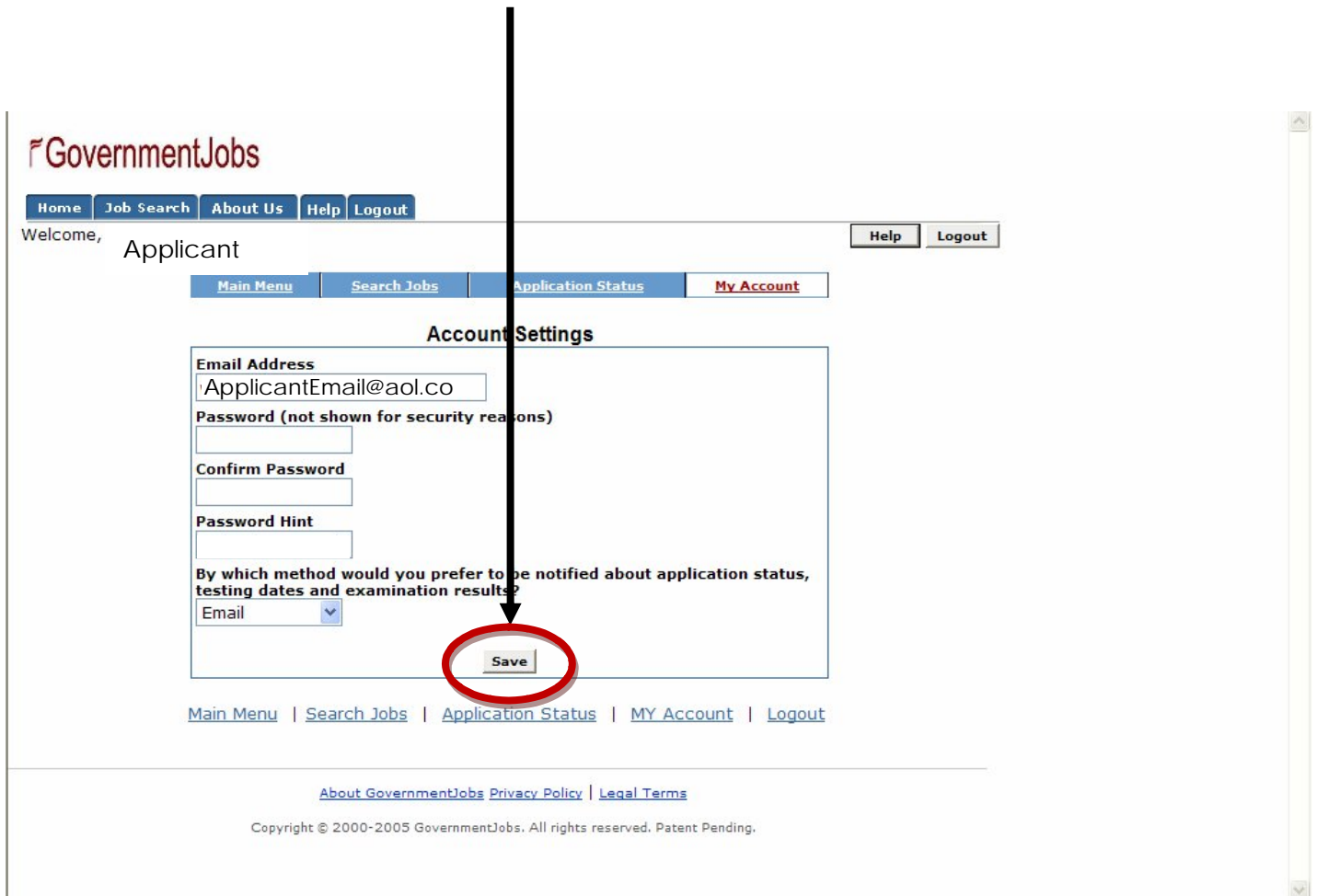
By which method would you prefer to be notified about application status, testing dates and examination results?
Email

[Main Menu](#) | [Search Jobs](#) | [Application Status](#) | [MY Account](#) | [Logout](#)

[About GovernmentJobs](#) | [Privacy Policy](#) | [Legal Terms](#)

Copyright © 2000-2005 GovernmentJobs. All rights reserved. Patent Pending.

8. Click the **Save** button



9. Log out when finished